



# Product Catalogue

Office Furniture | 2023

# Contents

04

ABOUT

10

HOW WE DO  
THINGS

14

TASK CHAIRS

20

GENERAL CHAIRS

24

DESKS &  
WORKSTATIONS

44

TABLES

50

STORAGE

60


ACCESSORIES

64

WHAT WE HAVE  
MADE







# work wonders

## About Us

For more than 20 years, we've partnered with clients to transform their visions into stunning and successful realities.

Whatever your project, we'll help you achieve more than you imagined. With value, service and simplicity like never before.

We help you unlock people's potential and achieve next-level results. We shape spaces that Inspire attendance, attract talent and supercharge performance with the flexibility to evolve with ease.

We empower people to work at their best, with thoughtful designs to enable easy flow between concentration, connection and collaboration and solutions that target how real people work and interact.

We are a collaborative team of project managers, designers and tradespeople that work together to deliver great workspaces for our clients. Our integrated approach delivers turnkey projects seamlessly.

We provide end-to-end solutions including workplace strategy, design and delivery and manage all aspects of your project.

We combine our genuine understanding of client needs with real insight into new ways of working.



# WORK WONDERS

## Who We Are

We deliver remarkable results for businesses of every scale within a rapidly evolving landscape. Our expertise lies in innovative design and intelligent problem-solving, infusing elegance and creativity to enhance the prominence of your brand, corporate identity, and mission. Our commitment to outstanding service comes with a touch of simplicity that rejuvenates the experience.



### END-TO-END SOLUTIONS

One partner to do it all.  
With integrated project  
delivery from design through  
to build.



### COLLABORATIVE APPROACH

We work closely with you, to get  
a real understanding of your  
challenges and goals.



### SEAMLESS DELIVERY

Leave it to us, with clarity,  
confidence and great  
communication all the way.



### CREATIVE SOLUTION

From design to processes, we're  
always striving to do it smarter.



PEOPLE POWER

Meet the Project Team

Along with our support teams, we are a group of experienced, motivated professionals who specialize in office fitouts and providing high quality customer service. We are your point of call.



**Daniel Barker**  
Director

With 20 years experience in the office fitout industry and a customer-first philosophy, Daniel leads the team at Office Vision.

Daniel has a passionate commitment to customer service. He has built a network of great client relationships that we continue to work with.

Daniel is experienced in office design including ABW (Activity based Working) and keeps up to date with the latest design trends that are happening globally.

With a Certificate IV in Leadership and Management, Daniel seeks to foster a culture of high performance that maximizes the strengths of the team.



**Tim Barker**  
Director

Tim helps clients on their project journey, helping them through every step of the process with advice and knowledge gained from over 14 years in the industry.

Tim takes personal pride and motivation in delivering projects that excel and his solutions orientated approach ensure projects are delivered with excellence.



**Lucy King-Griffin**  
Head of Strategy

Lucy has gained over 15 years of experience in the Design and Architecture Industry after obtaining a Bachelor of Interior Architecture with Honors at Monash University.

Lucy has an unique insight into consumer driven design along with an exceptional work ethic and approaches projects with energy, enthusiasm and a good sense of humour.



**Brad Harper**  
Project Manager

With 18 years experience in the office fitouts and commercial furniture, Brad excels in managing design and interior projects.

His diverse portfolio of work spans retail, hospitality, hotel and commercial interior design projects. Brad is a passionate and empathetic project manager that goes above and beyond to exceed client expectations.



**Emilio Zarro**  
Head of Design

Emilio leads our design studio as a qualified Interior Designer with a diverse background in commercial and residential projects.

His passion for design is demonstrated by his extensive experience, skill set, and creative thought leadership.

His delivery of highly successful projects is testament to his ability to understand client briefs and deliver practical and creative solutions.



**Nguyen Tran**  
Designer

Nguyen has gained over 6 years of experience in residential and hospitality design. He now brings his expertise and unique creative eye to office fit-out projects.

Nguyen is a qualified Interior Designer, studying at both Raffles College and Deakin University.

“We believe that a well designed workplace can increase productivity, improve staff well being and attract talent.”





# How we do things

Building your office is a big endeavour. That doesn't mean it has to be complicated.

Our proven methodology and integrated approach deliver turnkey projects seamlessly.

build  
process

WORK FLOW

How we work

Our integrated, end to end design and delivery approach ensures a smooth experience throughout the project journey. Through collaboration, we pay attention to the finer details without losing sight of your overarching vision and objectives. Our track record of satisfied clients and projects delivered on time and budget is a testament to the way we work.

SPACE CALCULATOR

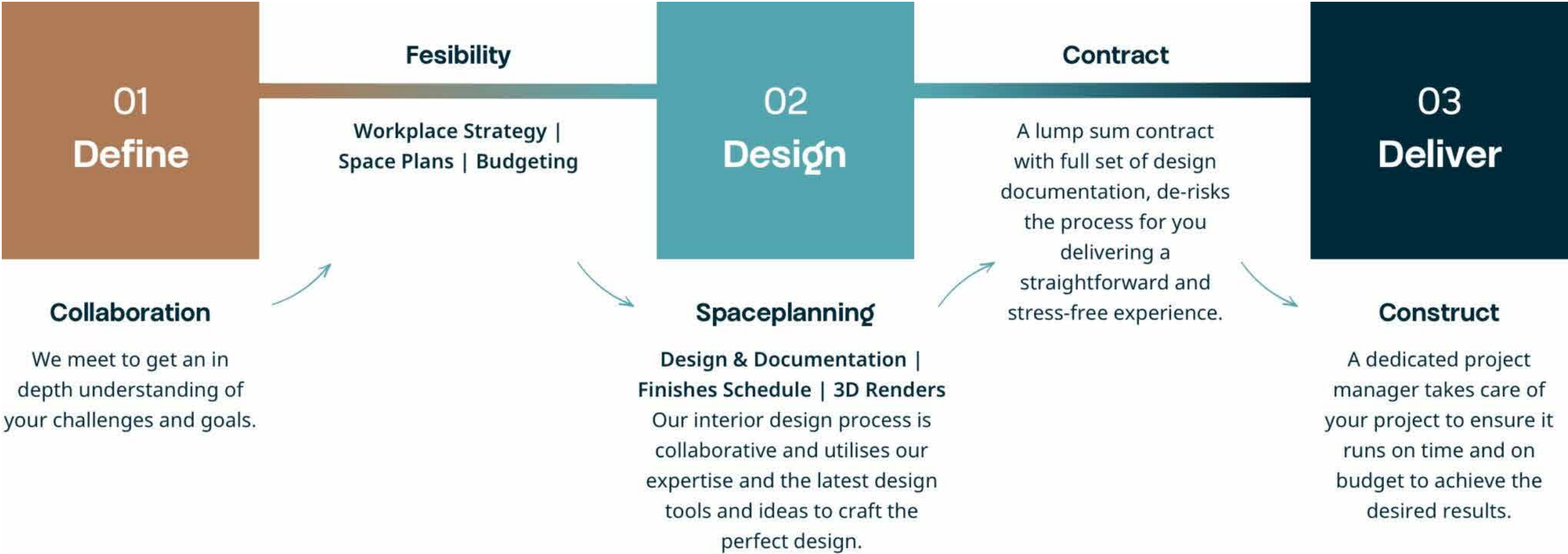
We have provided a **Space Calculator** for an idea of the cost of your workplace transformation.

OFFICE MOVE TOP TIPS

Download our **must have checklist** for any workplace renovation from our website.

OFFICE FIT-OUT WHITE-PAGES

**Sign-up online** and download our workplace fit-out White-paper.







task  
chairs





## JIRRA SYNCHRO CHAIR

### Task Chair

10 Year  
WarrantyQuick  
DeliveryAFRDI  
Certified

When it comes to ergonomic office chairs, Jirra Synchro chairs is designed with an advanced synchronized mechanism to give you freedom of movement without having to think about levers. A seat slide and adjustable lumbar support are standard features on all Jirra Synchro chairs.

Mix and match, the upholstery on the seat, back and headrest, they are each stocked in black or grey. Adjustable armrests and an adjustable headrest are optional.

The generous seat cushion on the Jirra Synchro chair adds to the comfort and ease of use. Jirra is a well-priced synchro chair, perfect for anyone who faces a long day at their desk.



### SEAT FABRIC OPTIONS



Black



Grey

### PRODUCT DETAILS

- Mesh Back Rest
- Synchro mechanism with tilt lock
- Thick Comfortable moulded seat
- Seat depth adjustment
- Adjustable lumbar support
- 60mm castors
- Black nylon 5 way base
- 160kg weight rating
- 10 Year Warranty

### OPTIONAL:

- 3D adjustable arm rests
- Adjustable headrests
- Black or Grey fabric for seat or headrest
- Black or Grey mesh for backrest
- Seat or headrest upholstered in custom fabric
- Polished aluminium base.

### PRODUCT DIMENSIONS

- Overall Height: 1010 – 1100mm
- Overall Width: 670mm
- Overall Depth: 640mm
- Seat Width: 500mm
- Seat Depth: 460 – 500mm
- Back Width: 480mm
- Back Height: 560mm
- Seat Height: 440 – 540mm





- ✓ AFRDI Certified
- ✓ 10 Year Warranty

SERATI PRO CONTROL

PRODUCT DETAILS	PRODUCT DIMENSIONS
· Contoured back	Seat Size:
· Synchro Mechanism	500mm W x 400-480mm D
· Adjustable Lumbar	Seat Height:
· Seat slide and Tilt lock	From 460mm to 580mm
· Base with integrated footplates	Back Size:
· Load rating 160kg	500mm W x 630-700mm H
· Optional extras available	



- ✓ Australian Made
- ✓ AFRDI Certified
- ✓ 5 Year Warranty

REXA PLUS CHAIR

PRODUCT DETAILS	PRODUCT DIMENSIONS
· Fully ergonomic	Seat Size:
· 3 lever mechanism	490mm W x 465mm D
· Certified by GECA	Seat Height:
· Available in a variety of fabrics	From 450mm to 520mm
· Load rating 135kg	Back Size:
· Optional extras available	420mm W x 420mm H



- ✓ Australian Made
- ✓ AFRDI Certified
- ✓ 5 Year Warranty

GM EXECUTIVE CHAIR

PRODUCT DETAILS	PRODUCT DIMENSIONS
· 5 point multi locking	Seat Size:
· mechanism 3	520mm W x 520mm D
· Alloy arms and 5 star base	Seat Height:
· Load rating 120kg	From 450mm to 530mm
	Back Size:
	520mm W x 700mm H



- ✓ AFRDI Certified
- ✓ 7 Year Warranty

MESH MIRAE CHAIR

PRODUCT DETAILS	PRODUCT DIMENSIONS
· Fully ergonomic	Seat Size:
· 4 lever mechanism	510mm W x 460mm D
· Breathable mesh back	Seat Height:
· Seat slide feature	From 490mm to 620mm
· 5 colours available	Back Size:
· Load rating 160kg	460mm W x 650mm H
· Optional extras available	



- ✓ AFRDI Certified
- ✓ 7 Year Warranty

ERGOFORM CHAIR

PRODUCT DETAILS	PRODUCT DIMENSIONS
· Fully ergonomic	Seat Size:
· 4 lever mechanism	520mm W x 510mm D
· Fully Upholstered	Seat Height:
· Seat slide feature	From 4952m to 660mm
· 5 colours available	Back Size:
· Load rating 160kg	470mm W x 520mm H
· Optional extras available	




- ✓ AFRDI Certified
- ✓ 5 Year Warranty

BERKLEY

PRODUCT DETAILS	PRODUCT DIMENSIONS
· 5 Way Base Black	Seat Size:
· Aluminium	580mm W x 630mm D
· Soft synthetic Leather	Seat Height:
· Black or Tan	From 440m to 540mm
· Load rating 120kg	Back Size:
	580mm W x 440mm H







general  
seating





ANNETTE TUB CHAIR

- Available Bases - 5 star alloy caster, chrome swivel disc, 4 leg timber or 4 point chrome
- Upholstered in your choice of fabric, vinyl or leather
- Option - Stained Timber legs, Two Tone fabric design.



VENICE RANGE

- Waterfall Seat
- GECA Certified
- Stackable (x4)
- Anti-bacterial Foam
- Upholstered in your choice of fabric, vinyl or leather



EVE CHAIR

- Available in plastic, black fabric or black PU.
- Chrome Frame
- Black plastic shell
- Linkable and Stackable to 15 high
- 110kg Weight rated



EMBOSS RANGE

- Available in black or white.
- Available as a barstool, Counter, Castor chair.
- Available with sled base or 4 way castor base.
- Plastic UV protected back & seat
- Solid steel frame.
- Weight rated to 120kg.



BREK CHAIR

- Mid Back Italian designed contemporary chair.
- Available Bases - Sled, 5 star alloy, polished steel disk swivel or 4 leg timber.
- Upholstered in your choice of fabric, vinyl or leather
- Option: Stained Timber legs, Two Tone fabric design.



PLAZA RANGE

- Solid hardwood frame
- Stainless steel feet
- Zig-Zag steel spring
- Pocket Spring seat
- Loose Cushions upholstered both sides.
- Upholstered in Black PU only.
- Available in one, two or three seater.



SPENCER MESH CHAIR

- Mesh Back with fabric seat
- Stackable Sled Base
- Available in matching colour seat & back.
- Fabric colour - Black, Blue, Red, Orange, Lime/Olive.
- 5 year warranty.



ACTI CHAIR

- 17 colours available
- Plastic Shell
- 130 kg rated.
- Available with sled base.
- Available in black powder coat frame.
- Available as a bar stool, 63cm or 76cm high.



NIKOLA CHAIR

- Black or white base available
- Arms available
- Fabric Colours - Grey, Blue, Green, Plum, Charcoal, Tan & Black PU
- Cast Alloy frame & Armrests
- Weight rated to 120kg
- 3 year warranty
- Base Options - 5 way castor or sled.



DROPP RANGE

- Commercial Quality Construction
- Polished Chrome Sled Base
- Incorporated Seat and Back Cushions
- Multiple Arm Options
- Upholstered in your choice of fabric, vinyl or leather
- Available in 4 Sizes



CHILL RANGE

- Leg/Feet Options
- With or without arms
- Upholstered in your choice of fabric, vinyl or leather
- Available in one, two or three seater.



EADU LOUNGE CHAIR

- Fully Upholstered
- Colour: Light Grey, Dark Blue, Plum, Burnt Orange, Charcoal & Tan PU.
- Base: Black powdercoat steel
- High Density Resilient Foam Back
- Seat Height: 390mm high
- Overall: 690w x 780d x 830h





desks &  
workstations





EXCEL RANGE  
Storage

The Excel Range is a fully modular desk system that both looks good and works smart. Proudly Manufactured in Australia using the latests Technology, the Excel Range boasts exact dimensional consistency and highest quality finish.

An extensive range of storage options including filing cabinets, buffet and hutches, mobile drawers, meeting tables are available to compliment the range.

PRODUCT DETAILS

- Modern design and function
- 25mm Tops, Ends and Bookcase Shelves
- Finished in 2mm High Impact ABS edging
- Worktop available in any Laminex Commercial finish
- Variety of Colours, Designs & Handle types
- ISO 9001 Certified
- ISO 14001 Certified

PRODUCT DIMENSIONS

- Excel Desk
- 1500 x 750d x 720h
  - 1800 x 750d x 720h
  - 1800 x 900d x 720h

- Excel Fixed Return
- 900 x 600d (Specify Left or Right hand)
  - 1200 x 600d (Specify Left or Right hand)

- Excel Corner Workstation
- 1800 x 1800 x 750d

MATERIAL & CONSTRUCTION

- Worktop: Particle board with laminate finish

CARE

- Laminate: Wipe with a damp cloth

 10 Year  
Warranty

 Quick  
Delivery

 Australian  
Made



WORKTOP OPTIONS

					
Polar White	White 200	Ghostgum	Parchment	Moleskin	Alaskan
					
Aries	Fox	Tornado	Oyster Grey	Lava Grey	Fox Teakwood
					
Zincworks	Dansk Maple	Rock Maple	Raw Birchply	Milkwood	Seasoned Oak
					
Classic Oak	Curly Birch	Young Beech	Select Beech	Oyster Linea	Calm Oak
					
Silver Ash	Elegant Oak	Sublime Teak	Natural Oak Matt	Rural Oak	Natural Walnut
					
Danish Walnut	Planked Urban Oak	Tasmanian Oak Matt	Burnished Wood	Lustrous Elm	New Graphite
					
Fossil	Battalion	Terril	Charcoal	Black Birchply	Greystone
					
Spinifex	Olivine	Portsea	Otway	French Navy	Black





STRAIGHT DESK



P-END DESK



CORNER WORKSTATION



CREDENZA



OFFICE & ACCESSORIES



BOOKCASE





## VANTAGE RANGE

### Workstation and Desk

The Vantage Range offers stylish looks and quality finish. Proudly Designed and Manufactured in Australia.

Our Vantage Desk Range stands out from the crowd with its exclusive finishes and exciting new designs. The Vantage Desk Range is constructed from 33mm melamine panels. This allows vast yet elegant work surfaces to be created, complete with a Sharknose edge feature. With its exclusive styling and contemporary finishes, Vantage offers design flexibility that is affordable. Utilizing the best in modern materials and manufacturing technology, Vantage is unsurpassed in quality and dimensional accuracy, making it easy to tailor a solution to your exact needs.

#### PRODUCT DETAILS

- Vast yet elegant 33mm Sharknose work surfaces.
- All units locking
- Full Extension ball bearing runners to file drawers
- Contemporary Finishes and Design Flexibility
- Large range of sizes and storage options
- Variety of colours
- Finished in 2mm high impact ABS edging.
- ISO 9001 Certified
- ISO 14001 Certified

#### PRODUCT DIMENSIONS

- Various Sizes.
- Customize to suit your workplace.

#### MATERIAL & CONSTRUCTION

- Constructed from 33mm melamine panels

#### CARE

- Wipe with a damp cloth



#### WORKTOP OPTIONS







**RECTANGULAR DESK**



**BOW FRONT RECTANGULAR DESK**



**HINGED DOOR CREDENZA BAR**



**DOVETAIL DESK**



**RECEPTION COUNTER**



**DESK & ACCESSORIES**







**ASPIRE RANGE**  
Workstation and Desk

 10 Year  
Warranty

 Quick  
Delivery

 Australian  
Made

Our Aspire Desk Range is stylish with contemporary lines and finishes. The range is made to the high standards of quality expected from Australia's leading commercial furniture manufacturer. Produced sustainably in Australia to ISO 9001 and 14001.

Aspire boasts a strong range of functional designs that can be tailored to make the most of your available space.



**PRODUCT DETAILS**

- Soft close doors & draws
- Floating top detail
- Adjustable feet
- 25mm tops, end & bookcases
- Finished in 2mm high impact ABS edging
- Stylish and Contemporary
- Can be tailored to your requirements
- Variety of colours, designs and handle types

**PRODUCT DIMENSIONS**

- Available in various different sizes and shapes.

**CARE**

- Wipe with a damp cloth

**WORKTOP OPTIONS**

					
Polar White	White 200	Ghostgum	Parchment	Moleskin	Alaskan
					
Aries	Fox	Tornado	Oyster Grey	Lava Grey	Fox Teakwood
					
Zincworks	Dansk Maple	Rock Maple	Raw Birchply	Milkwood	Seasoned Oak
					
Classic Oak	Curly Birch	Young Beech	Select Beech	Oyster Linea	Calm Oak
					
Silver Ash	Elegant Oak	Sublime Teak	Natural Oak Matt	Rural Oak	Natural Walnut
					
Danish Walnut	Planked Urban Oak	Tasmanian Oak Matt	Burnished Wood	Lustrous Elm	New Graphite
					
Fossil	Battalion	Terril	Charcoal	Black Birchply	Greystone
					
Spinifex	Olivine	Portsea	Otway	French Navy	Black





**ACTIV FIXED HEIGHT**  
Workstation and Desk

Boasting a modern, slimline look, the Activ Fixed Height is supplied at the fixed height of 720mm (with the worktop). It's also highly flexible, with a choice of configuration options.

**PRODUCT DETAILS**

- Compatible with Signature 35 and Direction 50 screens.
- AFRDI Certified
- Modern foot design
- Fixed height desk frame
- Worktop available in a wide variety of laminex colours.
- Frame available in white or black powdercoat
- Load capacity 120kg

**PRODUCT DIMENSIONS**

- Available in single desk, Back-to-Back groupings from 2 to 6 desks
- Height: 720mm.

**MATERIAL & CONSTRUCTION**

- Frame: Powder coat steel frame
- Worktop: E0 Board with laminate finish

**CARE**

- Metal: Wipe with a damp cloth

 10 Year Warranty

 Quick Delivery

 AFRDI Certified



**WORKTOP OPTIONS**

					
Polar White	White 200	Ghostgum	Parchment	Moleskin	Alaskan
					
Aries	Fox	Tornado	Oyster Grey	Lava Grey	Fox Teakwood
					
Zincworks	Dansk Maple	Rock Maple	Raw Birchply	Milkwood	Seasoned Oak
					
Classic Oak	Curly Birch	Young Beech	Select Beech	Oyster Linea	Calm Oak
					
Silver Ash	Elegant Oak	Sublime Teak	Natural Oak Matt	Rural Oak	Natural Walnut
					
Danish Walnut	Planked Urban Oak	Tasmanian Oak Matt	Burnished Wood	Lustrous Elm	New Graphite
					
Fossil	Battalion	Teril	Charcoal	Black Birchply	Greystone
					
Spinifex	Olivine	Portsea	Otway	French Navy	Black






**STRAIGHT DESK**



**DUAL BENCHING**



**CORNER DESK**







**ACTIV ELECTRIC**  
Workstation and Desk

 5 Year  
Warranty

 Quick  
Delivery

 AFRDI  
Certified

The Activ Electric Workstation offers the flexibility required for any modern workplace. The easy to use electric height adjustable function allows for sit/stand working, allowing it to adjust to any users requirements.

This creates a dynamic office that works better for individuals and groups with different roles and functions, while offering a cohesive look and feel of ones team and workplace. The Activ height adjustable desk offers reliability, performance and superior functionality.



**PRODUCT DETAILS**

- Compatible with Signature 35 and Direction 50 screens.
- Excellent Weight Rating; 120kg per Desk and 180kg per Corner Workstation
- Speed: 40mm per Second
- Quiet and Smooth Operation
- Digital Memory Handset
- The Latest Anti-collision technology
- Worktop available in a wide variety of laminex colours.
- Frame available in white or black powdercoat

**PRODUCT DIMENSIONS**

- Available in single desk, Back-to-Back groupings from 2 to 6 desks.
- Height Range:630-1300mm

**MATERIAL & CONSTRUCTION**

- Frame: Powder coat steel frame
- Worktop: Particle board with laminate finish

**CARE**

- Metal: Wipe with a damp cloth
- Laminate: Wipe with a damp cloth

**WORKTOP OPTIONS**

					
Polar White	White 200	Ghostgum	Parchment	Moleskin	Alaskan
					
Aries	Fox	Tornado	Oyster Grey	Lava Grey	Fox Teakwood
					
Zincworks	Dansk Maple	Rock Maple	Raw Birchply	Milkwood	Seasoned Oak
					
Classic Oak	Curly Birch	Young Beech	Select Beech	Oyster Linea	Calm Oak
					
Silver Ash	Elegant Oak	Sublime Teak	Natural Oak Matt	Rural Oak	Natural Walnut
					
Danish Walnut	Planked Urban Oak	Tasmanian Oak Matt	Burnished Wood	Lustrous Elm	New Graphite
					
Fossil	Battalion	Terril	Charcoal	Black Birchply	Greystone
					
Spinifex	Olivine	Portsea	Otway	French Navy	Black





**STRAIGHT DESK OPTION**



**DUAL BENCHING OPTION**



**CORNER DESK OPTION**







tables



**UNIFLIP TABLE**

Meeting &amp; Boardroom Table



The Uni Flip Table is a truly flexible, stack-able table. Its modern aesthetic with clean, uncluttered lines and sleek steel frame offer versatility and durability.

The innovative Uni Flip table supports modern work dynamics as a superb choice for conference, training, meeting, and catering facilities, as well as quickly meeting the demand for extra working space for projects.

**PRODUCT DETAILS**

- Frame available in chrome, silver, black or white powdercoat
- Worktop available in any Laminex Commercial finish
- Locking Castors
- Worktops available in various sizes.
- Includes 2 sets of flip table links
- ISO14001
- ISO9001
- BIFMA Certified.

**PRODUCT DIMENSIONS**

Worktop Sizes:

- 1200w x 750d mm
- 1500w x 750d mm
- 1800w x 750d mm
- 1800w x 900d mm

Worktop Height: 720mm

**MATERIAL & CONSTRUCTION**

- Frame:  
White, Silver or Black powdercoat or Chrome finish.
- Worktop:  
Particle board with laminate finish

**CARE**

- Metal: Wipe with a damp cloth
- Laminate: Wipe with a damp cloth

**WORKTOP OPTIONS**



SUPREME RANGE

Meeting & Boardroom Table



The Supreme Boardroom Table offers Style, quality and great value for money in all office environments. With a large variety of sizes and top configurations.

PRODUCT DETAILS

- Frame available in Chrome,
- Powder-coat finish on application
- Large variety of Sizes and Shaped Tops
- Large range of 25mm laminate finishes
- Height adjustable Feet
- Worktop available in a variety of Laminex Commercial finish

PRODUCT DIMENSIONS

- Large range of sizes available.

MATERIAL & CONSTRUCTION

- Frame: Chrome or Powdercoat POA
- Worktop: Particle board with laminate finish

CARE

- Metal: Wipe with a damp cloth
- Laminate: Wipe with a damp cloth



WORKTOP OPTIONS



SILHOUETTE RANGE

Meeting & Boardroom Table



Our Silhouette Table Range adds easy functionality and style to any office setting. This high quality durable table is suited to numerous workplace applications.

PRODUCT DETAILS

- Functional and Durable Table
- Available in three different base sizes
- White, Black or brushed Silver Disc Base
- Top in 25mm laminate
- Worktop available in any Laminex Commercial finish

PRODUCT DIMENSIONS

- Large range of sizes available.

MATERIAL & CONSTRUCTION

- Frame: White, or Black powdercoat or Brushed Aluminium finish.
- Worktop: Particle board with laminate finish

CARE

- Metal: Wipe with a damp cloth
- Laminate: Wipe with a damp cloth



WORKTOP OPTIONS







storage



**STRONGHOLD RANGE**

Tambour Storage

5 Year  
WarrantyQuick  
DeliveryAustralian  
Made

Designed to withstand the rigors of the busiest office, the Stronghold range offers unsurpassed quality and durability.

Constructed from high quality, premium steel, the all-welded, wrap around body of these cabinets will stand the test of time and secure your valuable assets.

**PRODUCT DETAILS**

- Sturdy welded construction
- Australian made
- Adjustable shelves
- Flush fitting key lock and handle
- Adjustable feet
- Durable oven baked powder coated finish
- 120kg shelf load capacity
- Available in multiple sizes

**PRODUCT DIMENSIONS**

- Widths: 900mm / 1200mm
- Depth: 500mm
- Heights:
  - 680 with 1 Shelf
  - 1020 with 2 Shelves
  - 1200 with 2 Shelves
  - 1340 with 2 Shelves
  - 1980 with 4 Shelves

**MATERIAL & CONSTRUCTION**

- Strong steel construction

**CARE**

- Metal: Wipe with a damp cloth

**COLOUR OPTIONS**

White



Black



**ULTIMET RANGE**  
Mobile Pedestal Storage

The Ultimet Mobile Pedestal is designed and manufactured to exceed the requirements of the contract market. The Ultimet Mobile Pedestal is the perfect under-desk storage unit.

It is configured with 2 standard drawers and 1 file drawer. Features include full steel construction in .8mm gauge steel, multi-lock, a fifth safety castor wheel, steel ball bearing, double extension runners and a pen tray.

**PRODUCT DETAILS**

- Strong metal construction
- Full gang lock
- Fifth satisfy caster wheel
- Includes pen tray
- Includes 2 Keys
- Colours available: Black, White & Grey.
- Also available in mix & match colours 1500 combinations

**PRODUCT DIMENSIONS**

- Standard:
- Width 390mm
  - Height 580mm
  - Depth 520mm
- Slimline:
- Width 300mm
  - Height 580mm
  - Depth 520mm

**MATERIAL & CONSTRUCTION**

- Strong steel construction

**CARE**

- Metal: Wipe with a damp cloth



**POWDERCOAT COLOUR OPTIONS**



White      Grey      Black

**PLANTER BOXES**  
Planter Box Cab

Designed to withstand the rigors of the busiest office, the Stronghold range offers unsurpassed quality and durability.

Constructed from high quality, premium steel. Planterboxes are designed to suit Tambours, Cabinets and Lateral Filing Cabinets. With either real or imitation plants it adds a nice touch of greenery to any office space.

**PRODUCT DETAILS**

- Fully welded steel
- Powdercoat finish
- Plain or Perforated
- Drip trays available
- Available in White Satin, Black Satin, Silver Grey, Wild Oats, Graphite Ripple

**PRODUCT DIMENSIONS**

- Available Sizes:
- Planter Box Cab - 900 x 455 x 200 Plain
  - Planter Box Cab - 900 x 455 x 200 Perforated
  - Planter Box Tam - 900 x 500 x 200 Plain
  - Planter Box Tam - 900 x 500 x 200 Perforated
  - Planter Box Tam - 1200 x 500 x 200 Plain
  - Planter Box Tam - 1200 x 500 x 200 Perforated
  - 198mm Dia. (Fits a 200mm pot.)

**MATERIAL & CONSTRUCTION**

- Fully welded Steel
- Powder-coated finish

**CARE**

- Metal: Wipe with a damp cloth



**POWDERCOAT COLOUR OPTIONS**



White Satin      Black Satin      Silver Grey      Wild Oats      Graphite Ripple



GO VERTICAL FILING CABINETS  
Filing Cabinet Storage

The Go filing cabinet range is build to last with a riveted construction for extra strength .

PRODUCT DETAILS

- Anti-tilt mechanism
- Master key locking
- Keyed alike locks optional extra
- Heavy duty ball bearing runners
- Max of 45kgs per draw

PRODUCT DIMENSIONS

- 4 Drawer:
- Height 1321mm
  - Width 460mm
  - Depth 620mm

- 3 Drawer:
- Height 1016mm
  - Width 460mm
  - Depth 620mm

- 2 Drawer:
- Height 705mm
  - Width 460mm
  - Depth 620mm

MATERIAL & CONSTRUCTION

- Strong steel construction

CARE

- Metal: Wipe with a damp cloth



STRONGHOLD RANGE  
Storage Cabinets

Designed to withstand the rigors of the busiest office, the Stronghold range offers unsurpassed quality and durability.

Constructed from high quality, premium steel, these cabinets withstand the test of time. The stronghold cabinets come in various sizes, doors, tops & colours.

PRODUCT DETAILS

- Sturdy welded construction
- Australian made
- Adjustable shelves
- Flush fitting key lock and handle
- Secure 3 point locking system
- Adjustable feet
- Durable oven baked powder coated finish
- 100kg shelf load capacity
- Extra shelves available

PRODUCT DIMENSIONS - GUIDE

- Half height:
- Height 915mm
  - Width 900mm
  - Depth 455mm
  - 2 Shelves included

- Full height:
- Height 1840mm
  - Width 900mm
  - Depth 455mm
  - 3 Shelves included

- Extra Large:
- Height 2100mm
  - Width 900mm
  - Depth 600mm
  - 4 Shelves included

MATERIAL & CONSTRUCTION

- Strong steel construction

CARE







**LOCKER RANGE**  
Storage



Unilock Lockers are simple but striking. The modular units are available in a variety of colours and have 3 lock options.

Whether you require secure storage for small personal items, large hanging items or bulky lightweight items. Unilock offers a great solution.



**PRODUCT DETAILS**

- Strong metal construction
- Lockable
- Available in 1, 2, and 4 tier
- Custom lockers available
- Available in variety of different finishes

**PRODUCT DETAILS**

- Key, Manual Code or Electronic Code lock
- Integrated Hinge System

**MATERIAL & CONSTRUCTION**

- Strong steel construction

**CARE**

- Metal: Wipe with a damp cloth

**COLOUR OPTIONS**







accessories





3 Year  
Warranty  
CATAS  
Tested



REVOLVE MONITOR ARM


- Available in single, dual, triple and quad arm
- 10 kg weight rating per monitor.
- Clamp & Grommet Fix Kit Included
- 85 > 15 Deg. Vertical Tilt
- Suits 17" - 30" Monitors
- 360 Deg. monitor rotation
- 2 sizes available



3 Year  
Warranty

10 Year  
Warranty

5 Year  
Warranty



WIRE GRID BASKETS

- Single Tier 1 x Tray 2 brackets 650
- Single Tier 1 x Tray 2 brackets 950
- Single Tier 1 x Tray 2 brackets 1250
- Single Tier 1 x Tray 2 brackets 1550
- Dual Tier 2 x Tray 2 brackets 650
- Dual Tier 2 x Tray 2 brackets 950
- Dual Tier 2 x Tray 2 brackets 1250
- Dual Tier 2 x Tray 2 brackets 1550

METAL MODESTY PANEL

- Black or White powder-coated
- 1500mm Wide Perforated
- 1800mm Wide Perforated
- 2000mm Wide Perforated
- Other colour options available

HIGH GLOSS WHITEBOARD

- Porcelain High Gloss Standard Wall Mounting whiteboard.
- Available in large variety of sizes.
- Also available in slimline



Australian  
Made  
5 Year  
Warranty

Australian  
Made  
10 Year  
Warranty

Australian  
Made  
2 Year  
Warranty



VELCRO PIN BOARD

- Velcro Receptive Fabric Pin Board
- Available in large variety of sizes.
- Fabric Options: Vertiface Range.


LUMIERE GLASS BOARD

- Large range of sizes
- Custom Sizes available
- Includes Clear acrylic pen tray
- Includes 5 super strong glass board magnets.
- Conforms to AS/NZS 2208:1996
- Available in white or black

CHAIRMAT

- Available Dimpled (Carpet) or Smooth (Hard Floors)
- Available sizes:
  - 1200 x 915mm
  - 1350 x 1140mm



A modern office interior featuring long white tables, orange ergonomic chairs, and perforated metal dividers. The ceiling has exposed black beams with long, rectangular pendant lights. Large windows on the left side provide natural light. The floor is a dark, polished concrete. A decorative wavy line in a light brown color runs across the middle of the image.

# What we have made

Our fit-out projects for clients are always exciting and rewarding endeavors.

We blend of innovative design elements, functionality, and cutting-edge technology to create a environments that aligns perfectly with our client's vision and values.





# MedPace Australia

## PROJECT SUMMARY

The fit-out project for MedPace was an exciting and rewarding endeavour. The fusion of innovative design elements, functional spaces, and cutting-edge technology created an environment that aligns perfectly with MedPace's vision and values.

The outstanding reception area and attention to detail in designing unique features like curved walls and tile feature walls have resulted in a space that facilitates productivity, innovation, and employee satisfaction.

The bright and inviting kitchen area further enhances the overall ambiance of the workspace, making it an exemplary fit-out project that sets new benchmarks in workplace design. We are honored to have been part of this journey with MedPace, and we look forward to continued partnerships that empower businesses to thrive in inspiring workspaces.

## TURNKEY SOLUTION

The fit-out involved offering WST a complete turnkey solution, streamlining all aspects of the project from concept to completion. This ensured a seamless and hassle-free experience for the client.

## ENHANCED WORK ENVIRONMENT

Our goal was to design a workspace that catered to the specific needs of Medpace. This involved creating a well-organized layout with designated areas for various departments, fostering collaboration, and improving overall productivity.



## AESTHETICALLY APPEALING FEATURES

Our design incorporated captivating tile feature walls and elegantly curved walls, adding a touch of sophistication and visual appeal to the office space.

## OUTSTANDING RECEPTION AREA

The reception area was meticulously crafted to make a lasting impression on guests and visitors. It exudes an air of professionalism, with sleek lines, modern elements, and a welcoming ambiance. The attention to detail in the reception design aimed to reflect MedPace's commitment to excellence and innovation.

## BRIGHT AND INVITING KITCHEN AREA

The kitchen space was thoughtfully designed to maximize natural light, creating a pleasant and welcoming environment for employees to relax and recharge during breaks.

## ADVANCED AUDIOVISUAL & IT INTEGRATION


Our team integrated audiovisual systems and advanced IT infrastructure to enhance communication and operational efficiency within the workspace.

## SMOOTH RELOCATION SERVICES

We facilitated the relocation process, ensuring that MedPace's transition to the new fit-out was swift and trouble-free, with minimal downtime and disruptions to their business operations.











# Qualitas Group

## PROJECT SUMMARY

We are excited to share this project, partnering with Qualitas in Collins Street, Melbourne, to deliver an exciting and vibrant space for their Melbourne team.

We created a spacious, mid-century inspired reception space off the impressive marble Foyer of the Collins Street building. The classic furniture sits on a round rug to give a welcoming and sophisticated feel. The space is punctuated with a bench seat running the length of the 8 meter long space.

For the workspaces, the workstations are organized into different team working groups. We chose sit-stand electric desks placed in pods and used timber laminate planter storage to add some warmth to the spaces.


## TURNKEY SOLUTION

The fit-out involved offering Qualitas a complete turnkey solution, streamlining all aspects of the project from concept to completion. This ensured a seamless and hassle-free experience for the client.

- Space planning & interior design
- Liaising with building manager to meet tenancy fitout guidelines
- Full Fitout and furnishings - walls, ceilings, paint, electrical, floor coverings, furniture

## OUTSTANDING RECEPTION AREA

The reception area provides a lasting impression for guests and visitors with its large rug and classic mid-century inspired furniture and detailing.







# CountPro Ballarat

## PROJECT SUMMARY

We are excited to share this project, partnering with Countpro in Lucas, Ballarat, to deliver a sophisticated and professional space for their team.

We worked with a strong monochromatic colour palette of black, white and grey to give bold contrasts throughout the spaces. We used oak timber as the accent texture to bring warmth and a Scandinavian feel.

To maximize the functionality of the space, we created a boardroom with operable walls. This allows the client to have an impressively sized meeting room that doubles as 2 additional flexible workspaces or offices.

## TURNKEY SOLUTION

The fit-out involved offering Countpro a complete turnkey solution, streamlining all aspects of the project from concept to completion. This ensured a seamless and hassle-free experience for the client.

- Space planning & interior design
- Full Fitout and furnishings - walls, ceilings, painting, electrical, mechanical floor coverings, furniture.

*"We can't thank Daniel and the team at Office Vision enough for the fantastic work done on the fitout and furniture for our new Lucas office. The entire process was seamless with their professional approach resulting in our office being everything that we could hope, and all completed under very tight timelines. Thanks for making the process so easy and achieving such great results!"*

Phillip Brown, Managing Director







# Garden State Insurance

## PROJECT SUMMARY

We are excited to share this project, partnering with Garden State Insurance in Ballarat, to deliver a productive and vibrant space for their team.

We worked with a vibrant colour palette of green, white and grey to incorporate the brand colour throughout the spaces.

The branded green colour was used with design consideration on the workstation screens, occasional seating and with the abundance of indoors plants and planters. And we used oak timber as the accent texture to bring warmth and welcoming feel.

## TURNKEY SOLUTION

The fit-out involved offering Garden State Insurance a complete turnkey solution, streamlining all aspects of the project from concept to completion. This ensured a seamless and hassle-free experience for the client.

- Space planning & interior design
- Full Fitout and furnishings -walls, ceilings, painting, electrical, mechanical

*"Thank you Daniel and the staff at Office Vision for your excellent service and advice over the transformation of our new office. This is the second office that Office Vision has completed, both to very high standards Your flexibility and willingness to assist us overall has been greatly appreciated."*

*David Jellett, Managing Director*







# Western Storage Transport

## PROJECT SUMMARY

Our client Western Storage Transport reached out to us with a brief to provide their staff with offices and facilities that they will love to use. And to foster a sense of pride for the impact they make on business success.

Our team really enjoyed helping to create a new office environment that was unique to this incredible business. We used a palette of black, blue and taupe to give a clean and contemporary feel. We designed and developed customer joinery and chose furniture with a sleek style.

The real stand out is the reception space. The custom reception joinery has gorgeous terrazzo marble bench tops and oak laminate. We created a café inspired kitchen space for the team, providing a space to connect and collaborate.


## TURNKEY SOLUTION

The fit-out involved offering WST a complete turnkey solution, streamlining all aspects of the project from concept to completion. This ensured a seamless and hassle-free experience for the client.

- Complete layout & design
- Obtained building permits
- Obtained engineering and permits
- Engineering and structural works
- Full Fitout and furnishings

## OUTSTANDING RECEPTION AREA

The reception area was meticulously crafted to make a lasting impression on guests and visitors. It exudes an air of professionalism, with sleek lines, modern elements, and a welcoming ambiance.







# Ballarat Gold Mine

## PROJECT SUMMARY

We are excited to share recently completed project, partnering with Ballarat Gold Mine.

The team enjoyed helping to create a new office environment that was unique and custom to the gold mining company. We used a palette of black, white and gold to give a sophisticated and contemporary vibe to the furniture and custom joinery. The office reception has dark, moody feel while the office environment is bright, making the most of natural daylight.

The result is a classically sophisticated space with a bold look. The client were really happy with the end result and the project was delivered on time and on budget. We really enjoyed partnering with the Ballarat Gold Mine and look forward to working with them in the future.


## TURNKEY SOLUTION

The fit-out involved offering WST a complete turnkey solution, streamlining all aspects of the project from concept to completion. This ensured a seamless and hassle-free experience for the client.

- Complete layout & design
- Obtained building permits
- Obtained engineering and permits
- Engineering and structural works
- Full Fitout and furnishings

## OUTSTANDING CUSTOM DETAILS

This project was all about the customer details. From the custom joinery oak veneer, to the custom gold frames for the glass walls, we threading a visual language of gold.







# Latrobe Health

## PROJECT SUMMARY

We worked extensively on a tender to win the work for Latrobe Health new office facility in Narre Warren, Melbourne. The client was very impressed with the design of their reception space and furniture offering.

The complete fitout included the office layout and design, building permit, project management, a combination of glass and plaster partitioning, suspended ceilings, custom joinery, floor coverings, electrical fixtures and fittings, painting, signage and amenities.

Office Vision has continued to grow and build it's business relationship with Latrobe Health. Partnering on over 20 office projects throughout Victoria.

## TURNKEY SOLUTION

The fit-out involved offering Latrobe Health a complete turnkey solution, streamlining all aspects of the project from concept to completion. This ensured a seamless and hassle-free experience for the client.

- Complete layout & design
- Obtained building permits
- Obtained engineering and permits
- Engineering and structural works
- Full Fitout and furnishings

## CERTIFIED FURNITURE & PRODUCTS

Finding the right furniture to suit our clients needs is our expertise. We provide Latrobe Health with furniture that is AFRDI certified and Australian Made. And only specify product that is fit for purpose.







# Tandem Corp.

## PROJECT SUMMARY

We are pleased to share our project partnering with Tandem Corp. To complete their new workplace fit-out.

The project included tailored work areas, meeting rooms and break room. The new fitout makes the most of the available views with large window expanses, using all available natural light.

The dedicated work areas offer a mix of height adjustable electric workstations, fixed height hot-desks and desks with minimal screening to offer areas for collaboration.

## TURNKEY SOLUTION

The fitout involved offering Tandem Corp. A complete turnkey solution, streamlining all aspects of the project from concept to completion. This ensured a seamless and hassle-free experience for the client.

- Complete layout & design
- Interior Design
- Full Fitout and furnishings

## CERTIFIED FURNITURE & PRODUCTS

Finding the right furniture to suit our clients needs is our expertise. We provide Latrobe Health with furniture that is AFRDI certified and Australian Made. And only specify product that is fit for purpose.





## WORK WONDERS

### Customer Feedback

We strive to offer the best customer service and experience from the start of a project to the after care. We take pride in our work and are humbled when our clients leave us positive feedback.

Property Manager,  
Ambulance Victoria


*...We are more than happy to recommend Office Vision for their quality products and excellent service..."*

Managing Director  
Garden State Insurance

*"Thank you Daniel and the staff at Office Vision for your excellent service and advice over the transformation of our new office. This is the second office that Office Vision has completed, both to very high standards. Your flexibility and willingness to assist us overall has been greatly appreciated."*

Managing Director,  
Countpro Ballarat

*"We can't thank Daniel and the team at Office Vision enough for the fantastic work done on the fitout and furniture for our new Lucas office. The entire process was seamless with their professional approach resulting in our office being everything that we could hope, and all completed under very tight timelines. Thanks for making the process so easy and achieving such great results!"*







**For further information please contact us  
on the below!**

**Office Vision**

Phone: 1300 886 658

Email: [admin@officevision.com.au](mailto:admin@officevision.com.au)

Website: [officevision.com.au](http://officevision.com.au)